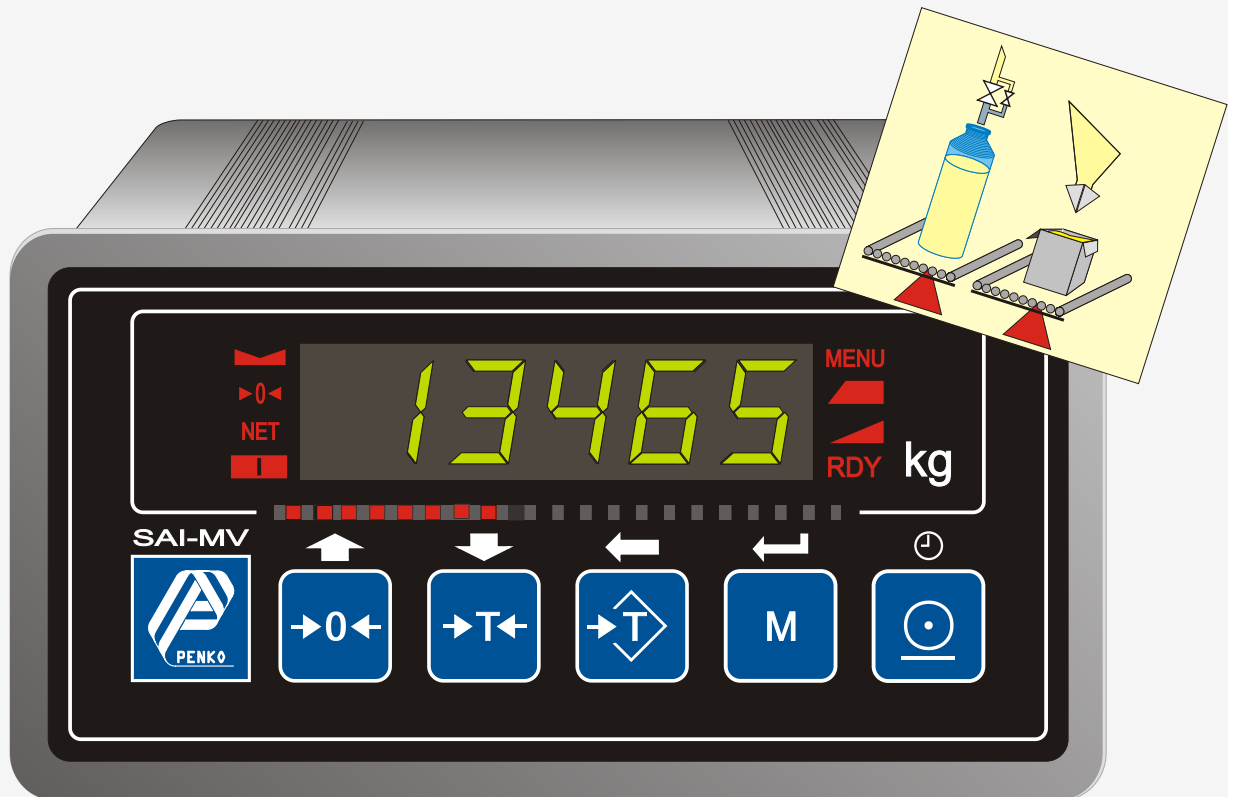


# SAI-MV

Filling Controller & Indicator


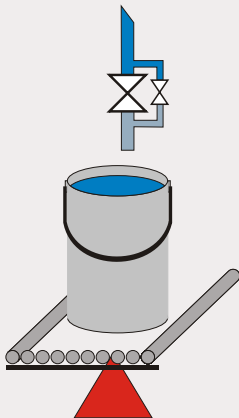
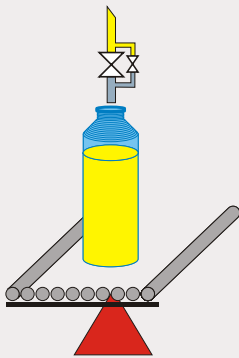
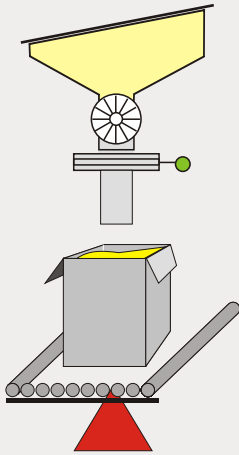
# SENSOR

TECHNIQUES LIMITED



## Filling Controller, Model SAI-MV

- Approved to 4000D NMI, CE certified
- 250 samples per second 16 bit ADC
- Designed for filling and dosing applications
- 3 solid state relays for Coarse, Fine & Ready Outputs
- In-flight correction, automatic or manual
- Gross or net filling (auto tare on 'Start' filling)
- 5 logic inputs which includes 'Start' and 'Stop' filling
- RS232 interface with ASCII protocol for PC communication
- RS422 interface available for multi-drop bus
- Optional Printer Version (PR) with built-in printer protocol
- Robust panel mounted aluminium housing



## Fill whatever you want with the SAI-MV

The SAI-MV is a simple, but extremely accurate filling indicator / controller. It comes complete with all the software necessary to control two speed filling and to automatically compensate for in-flight errors.

You can use this instrument for all types of filling applications.

Fill different types of material -

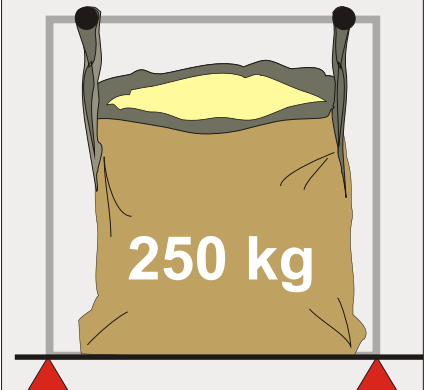
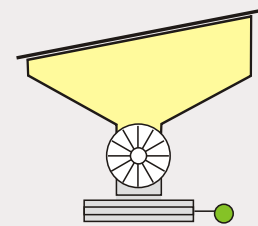
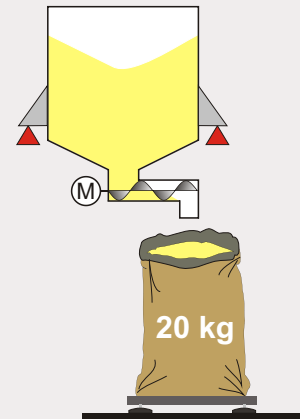
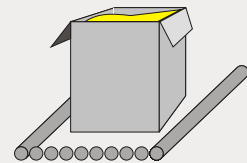
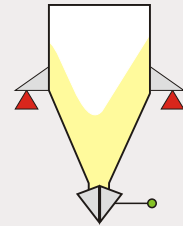
- Solids
- Liquids
- Powders
- Granules

into different types of packaging -

- Boxes
- Bottles
- Cans
- Big Bags
- Sacks
- Pots
- etc.

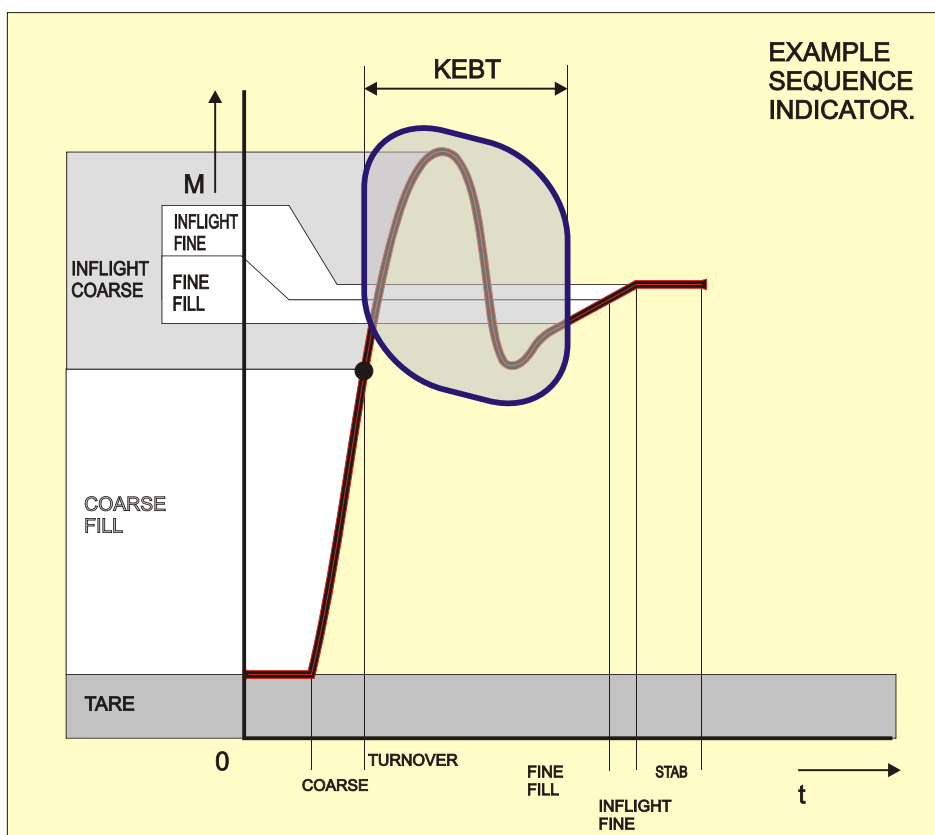
The specially configured inputs provide the full control over the instrument.

- Start input.  
When the Lock input is active, the instrument starts the filling sequence.
- Stop input.  
For safety, this input is designed to be high all the time. If for any reason this input goes low the filling sequence will stop.
- Lock input.  
The lock input is used to check if for example, the 'bottle is in place' or 'the release valve is closed'. If the Lock input is not active the filling sequence will not start.



**YOU CAN SELECT**

- Nett or Gross weighing
- Stability test and / or time-out (for zero or tare)
- Positive or negative weighing
- Coarse and / or Fine filling
- Kinetic Energy Blind Time (KEBT) function On or Off
- Inflight correction: 0 (= none) /10/20/50 % or a fixed value
- Stability test and / or time-out (for end value)



**PRINT THE RESULTS (SAI-MV-PR ONLY)**

```

-----
YOUR HEADER MESSAGE
DATE      : 05-09-98
TIME      : 10:15
SET POINT: 1.000 kg
TARE PT   : 0.100 kg
SUBTOT.   : 123.174 kg
AVERAGE  : 1.001 kg
COUNT    : 123
YOUR FOOTER MESSAGE
-----
    
```

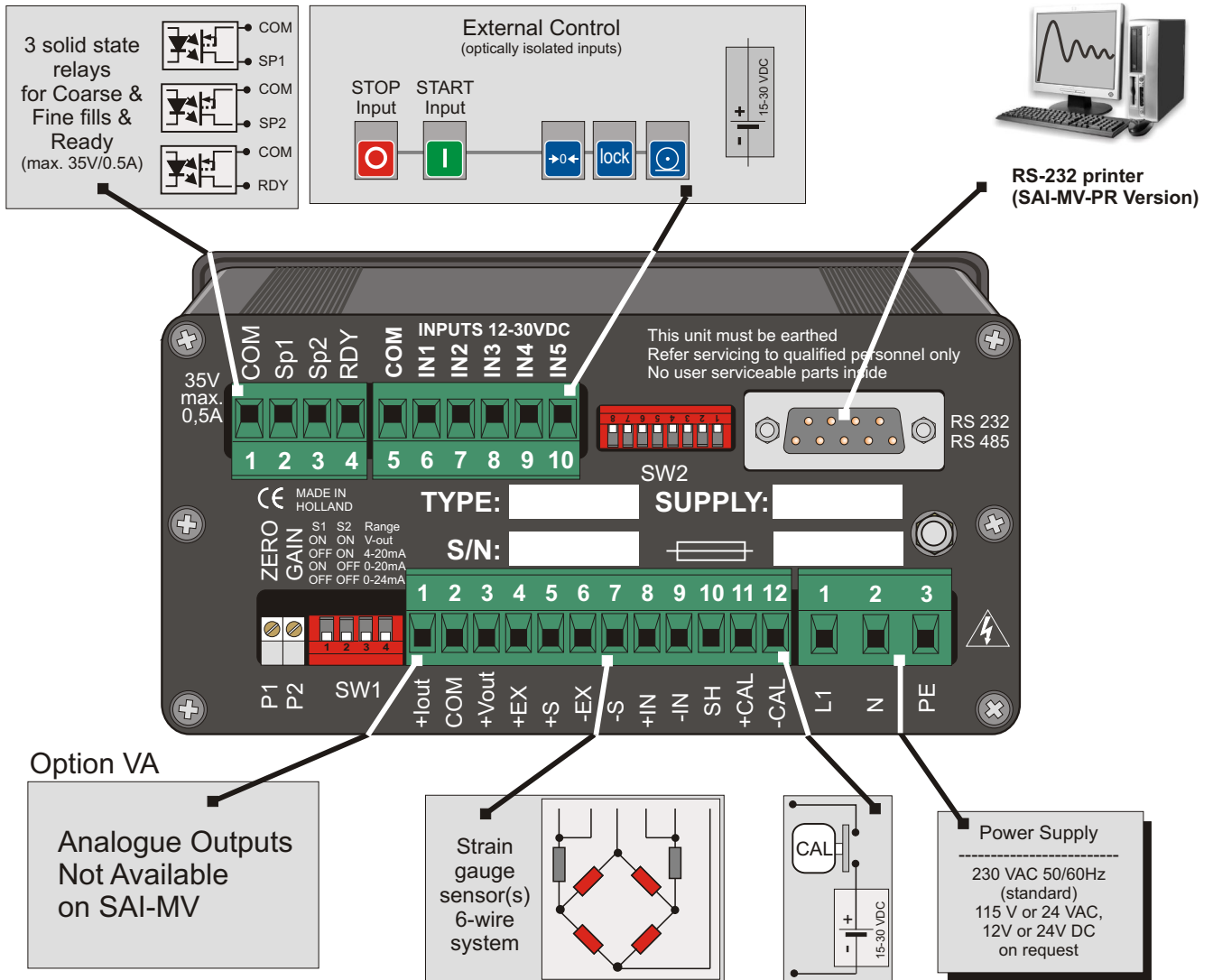
The headers and footers on the printout are easily programmable.

By pressing the print command button for less than 3 seconds, a SUB-TOTAL report will be printed. This gives you an overview of the throughput up until this time.

```

-----
PENKO ENGINEERING B.V.
DATE      : 05-09-98
TIME      : 10:16
SET POINT: 1.000 kg
TARE PT   : 0.100 kg
TOTAL     : 123.174 kg
AVERAGE  : 1.001 kg
COUNT    : 123
WEIGHING  = PROFIT
-----
    
```

By pressing the print command button for longer than 3 seconds, a full TOTAL report will be printed and the instrument memory will be cleared ready for a new batch of product.



Specifications

Specifications are subject to change without prior notice

Linearity	: < 0.005 % F.S.
Excitation Voltage	: 10 VDC, capable of driving up to 4 load cells with 350 Ohm bridges
Input Signal Range	: 0...25 mV, 50/60Hz suppression > 200dB
Signal Filter	: in steps from 1...9 adjustable from 0.2 Hz to 20 Hz, low pass filter
Analogue Output (Option VA)	: Not available
Digital Display	: 14.2 mm LED display with a 25 segment Bar graph
ADC Resolution and Speed	: 16 Bit ADC with up to 1000 samples per second (internal)
Digital Inputs	: 5 optically isolated; 12...30 VDC Logic levels for Stop, Start and Lock inputs plus remote Zero and Print (SAI-MV-PR only) functions
Setpoint outputs Coarse & Fine Fill	: Two optically isolated solid state relays, voltage 10..35 V AC or DC, max. current 0.5 A
Computer Interface	: RS 232 or optional 4 wire RS 422, optically isolated, 1200...9600 Baud (100 readings/sec.), bus mountable, addresses from 0...255
Temperature Effect	: Zero <12ppm/°C and Span <10ppm/°C
Temperature Range	: -10°C to +50°C
Housing	: Extruded Aluminium, Stainless steel available by special order (different dimensions)
Dimensions	: 150 x 78 x 180 mm, Weight approx. 1.8 kg
Power Supply	: 230 VAC 50/60 Hz standard, 115 V or 24 VAC on request : 12V or 24V DC options

DSSAI-MV-4, 09/07



TECHNIQUES LIMITED

Tel. +44 (0)1446 771185 Fax +44 (0)1446 771186

Precision Load Cells  
Accessories and Mountings  
Measuring Instruments and Systems